


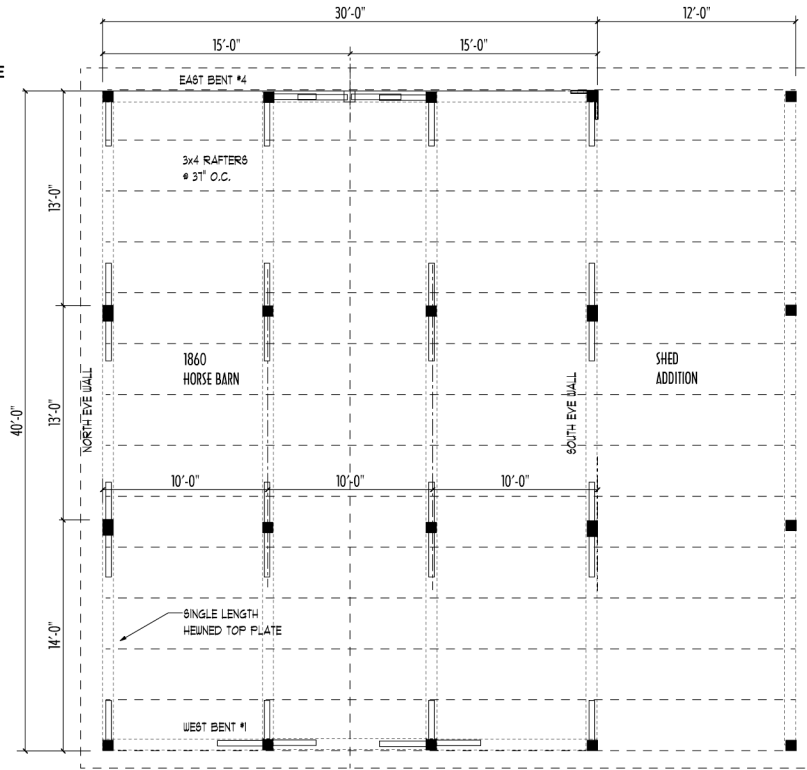
UPPER FLOOR PLAN

SCALE: 3/16" = 1'-0"

PROJECT SQ FOOTAGES:

1,200 SQ. FT. ORIGINAL FRAME

500 SQ. FT. SHED ADDITION



HORSE BARN
AS-BUILTS

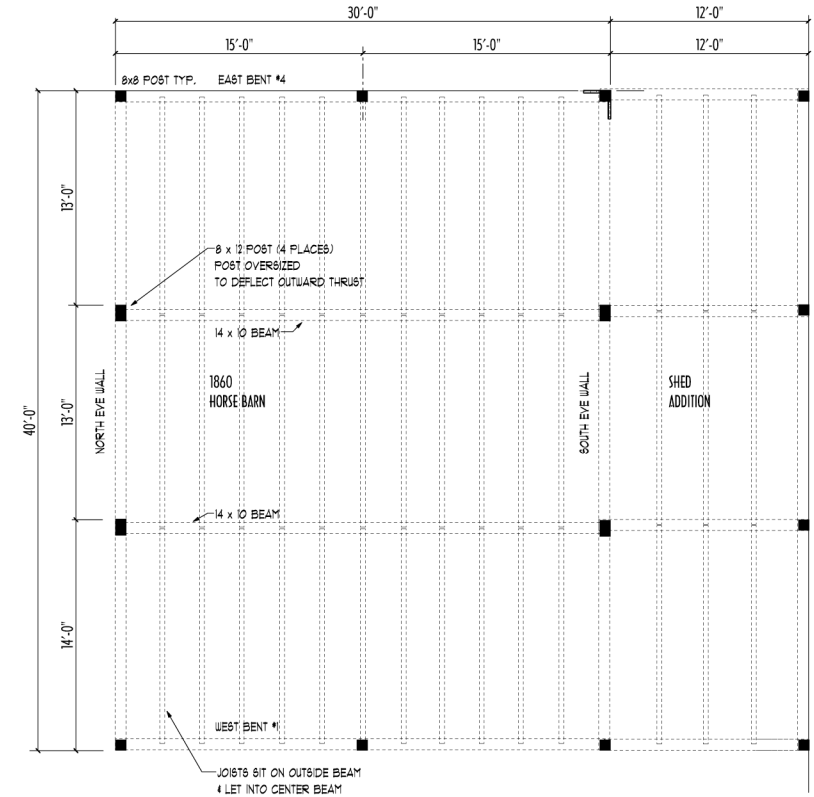
MAIN FLOOR PLAN

SCALE: 3/16" = 1'-0"

PROJECT SQ FOOTAGES:

1,200 SQ. FT. ORIGINAL FRAME

500 SQ. FT. SHED ADDITION



McNAMARA CONSTRUCTION

TRADITIONAL TIMBER FRAMING & SUSTAINABLE CONSTRUCTION

RR#1 BOX 1368, FRIENDSVILLE, PA 18818 Phone: 510-553-2432 Fax: 510-553-2432

WALZ PROJECT
OWEGO TWP, FOREST LAKE, PA

AS-1

December 08, 2011